



Optum Prestige Training (Medicaid)

January 2018

Agenda

- Introductions
- Prestige Overview
- Overview of Agency Contracting
- Overview of ALERT Process
- Overview of Claim Submission Guidelines
- Optum Initiatives
- Resources
- Questions & Answers

Introductions

Presentation will be hosted by the following Optum Staff:

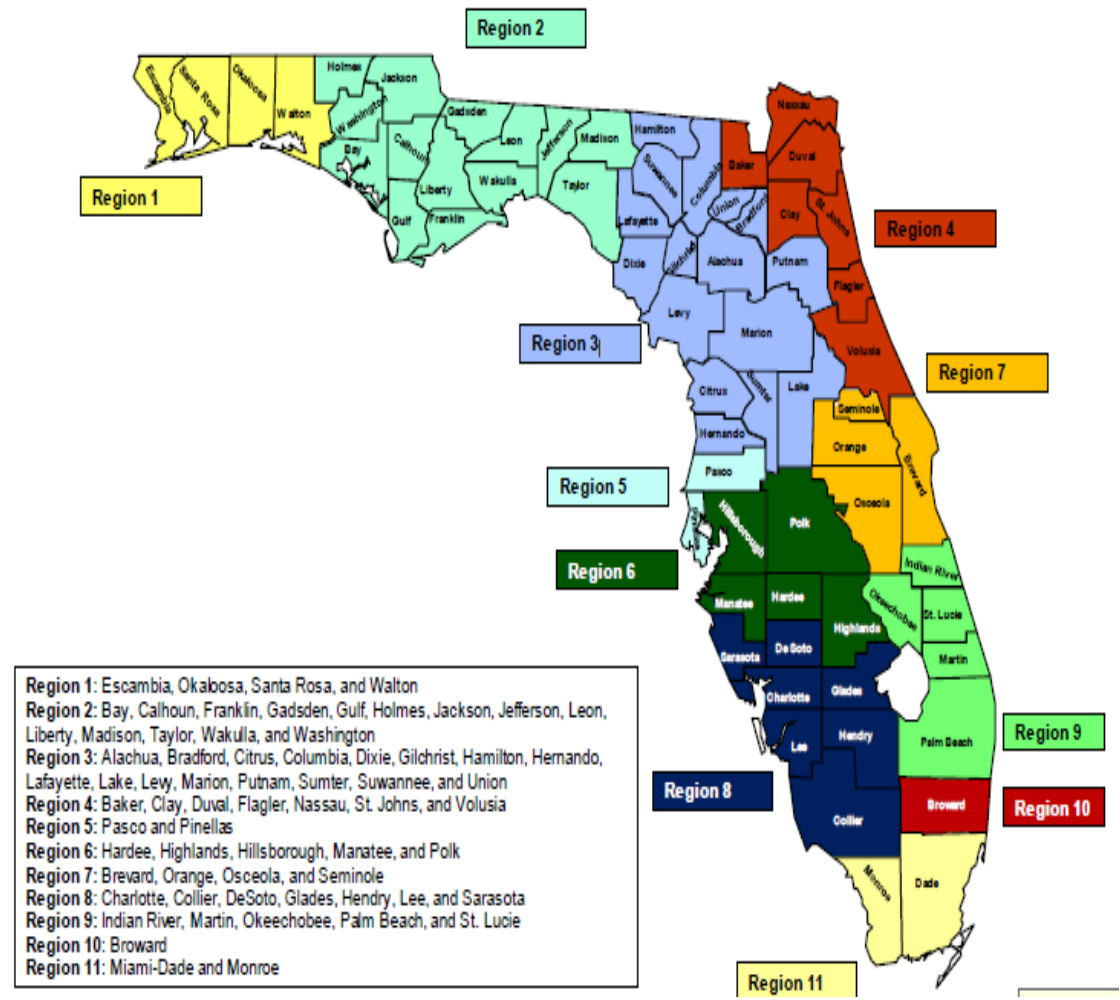
- Network
 - Amy Rice, Director Provider Services, SE Region
 - Jean Higgins, Senior Network Manager
 - Jennifer Durgée-Hemminger, Network Manager
 - Rebeca Oliva Arzola, Senior Network Manager
 - Desa Stevens, Network Manager

Overview

- United Behavioral Health (UBH) operating under the brand Optum will be the company that provides behavioral health services for Prestige members effective 1/1/2018.
- Prestige members are located in the following Medicaid Regions:
2, 3, 5, 6, 7, 8, 9, 11

Prestige Regions Map

Prestige Health Choice is located in Regions:
2, 3, 5, 6,
7, 8, 9, 11



How to Identify Our Prestige Members

*Please accept these members
and provide services as you normally
do for Optum members*

	BIN number Group number
DOE, JOHN	
ID 1234567890	PRIMARY DOCTOR
DOB 01/01/01	Dr. John Smith (ABC Family Practice) 123 Main Street Anytown, Florida 12345
EFFECTIVE 00/00/00	PHONE 1-XXX-XXX-XXXX
www.prestigehealthchoice.com	

Transition for non par providers

- Optum's goal is to make any necessary transition of care a smooth one for participants currently in treatment.
- If a Prestige Health Choice member is receiving covered services from a Beacon Health Options network provider prior to January 1, 2018 who is not currently participating in the Optum Network, there is a transition benefit available.
- If you are not in the OPTUM network, your patients are entitled to a continuity of care (COC) period where members are allowed to continue receiving medically necessary services for a minimum of sixty (60) days after the Beacon contract termination, but for a period no greater than six months.
- After the member's continuity of care period, Prestige Health Choice members must receive services from an OPTUM in network provider.
- If you are interested in participating in the Optum Behavioral Medicaid Network call OPTUM at **877-614-0484**. Application information is available at <https://www.providerexpress.com/content/ope-provexpr/us/en/our-network.html> .

Overview of Agency Contracting (Group Contract)

- Group contracts are typically only available to:
 - Agencies classified as Community Mental Health Centers (CMHCs) by AHCA.
- Rostered Clinicians only applicable for Group Contracts
 - Each agency supplies a roster of independently licensed clinicians who render services to their clientele
 - Only independently licensed clinicians can be loaded in Optum's systems under the agency contract. Accepted roster provider types are: MD, DO, ARNP, Licensed Psychologist, LCSW, LMHC, LMFT and Certified Case Manager Supervisor (CCMS).
 - If claims are submitted with clinicians who are not licensed, the claims will be unable to be processed until submitted with a licensed supervising clinician who is rostered.
 - It is important to keep roster lists as updated as possible. All changes can be submitted through www.providerexpress.com , except CCMS add requests will need to be sent to Network Managers via the roster update form.

Overview of Agency Contracting (Group Contract)

- Supervisory Protocol only applicable for Group Contracts
 - Supervisory Protocol Contract Addendum and AHCA requirements apply.
 - Non-independently licensed clinicians are required to be supervised by an individually licensed clinician who is rostered under the agency contract.
 - Non-independently licensed clinicians cannot be loaded in Optum's systems and cannot bill for services under their own name.

OVERVIEW OF ALERT PROCESS

Overview of ALERT Process

Florida Medicaid MMA (Managed Medical Assistance)

Outpatient Prior Authorization Change for Contracted Providers

- Optum **Prior authorization for many HCPC Codes** for Outpatient and Telemental Health Services (see list below) **is no longer required** for Florida Medicaid (MMA) members
- Optum will apply algorithms to identify practice management patterns that appear to fall outside of typical patterns
- When a pattern of care is atypical or does not match guidelines for service level, a telephonic review for medical necessity may be initiated
- Use of the applicable code modifiers are required for billing of services

Overview of ALERT Process

*Authorization is no longer required for the below codes

Note:

The two tables below reflect Agency for Health Care Administration (AHCA) descriptions for the codes listed.

Telemental Health Services – Florida Medicaid (MMA)		
Code	Modifier	Description
H0001	GT	Limited functional assessment, substance abuse - telemedicine
	HN GT	Biopsychosocial Evaluation, substance abuse - telemedicine
	HO GT	In-depth assessment , new patient, substance abuse - telemedicine
	TS GT	In-depth assessment, established patient, substance abuse - telemedicine
H0031	GT	Limited functional assessment, mental health - telemedicine
	HN GT	Biopsychosocial Evaluation, mental health - telemedicine
	HO GT	In-depth assessment - new patient, mental health - telemedicine
	TS GT	In-depth assessment - established patient, mental health - telemedicine
H0046	GT	Behavioral Health related medical services: verbal interaction- MH - telemedicine
H0047	GT	Behavioral Health related medical services: verbal interaction- SA - telemedicine
H2000	HP GT	Psychiatric Evaluation by a physician - telemedicine
H2010	HE GT	Brief individual medical psychotherapy, mental health - telemedicine
	HF GT	Brief individual medical psychotherapy, substance abuse - telemedicine
	HO GT	Brief Behavioral Health Status Exam - telemedicine
T1015	GT	Medication Management - telemedicine

Overview of ALERT Process

*Authorization is no longer required for the below codes

Outpatient Services - Florida Medicaid (MMA)		
Code	Modifier	Description
H0001		Limited Functional Assessment, S/A
	HN	Biopsychosocial Evaluation S/A
	HO	In-depth Assessment New Patient S/A
	TS	In-depth Assessment Established Patient S/A
H0004		Individual or Group Therapy Provided by a Mental Health Practitioner (FQHC-based service)
H0020		Methadone or Buprenorphine administration (Medication Assisted Treatment Services) - (weekly)
H0031		Limited Functional Assessment, Mental Health
	HA	Comprehensive behavioral health assessment
	HN	Biopsychosocial Evaluation
	HO	In-depth assessment, new patient, mental health
	TS	In-depth assessment, established patient, mental health
H0032		Treatment Plan development, new and established patient, mental health
	TS	Treatment Plan review, mental health
H0046		Behavioral health - related medical services; verbal interaction, mental health
H0047		Behavioral health - related medical services; verbal interaction, substance abuse
H0048		Behavioral health- related medical services; alcohol and other drug screening specimen collection
H2000		Psychiatric Review of Records
	HO	Psych Evaluation by non-M.D.
	HP	Psych Evaluation by M.D.

Overview of ALERT Process

*Authorization is no longer required for the below codes

H2010	HE	Brief individual medical psychotherapy, mental health
	HF	Brief individual medical psychotherapy, substance abuse
	HO	Brief Behavioral Health Status Exam
	HQ	Brief Group Medical Therapy
H2012		Behavioral Health Day Services, Mental Health
	HF	Behavioral Health Day Services, Substance Abuse
H2017		Psychosocial Rehabilitation Services
H2019		Psychological Testing
	HM	Therapeutic Behavioral On Site Services, therapeutic support
	HN	Therapeutic Behavioral On Site Services, behavior management
	HO	Therapeutic Behavioral On Site Services, Therapy
	HQ	Group Therapy
	HR	Individual and Family Therapy
H2030		Clubhouse Services
T1007		Treatment plan development, new and established patient, substance abuse
	TS	Treatment plan review, substance abuse
T1015		Medication Management
	HE	Behavioral health related services; medical procedures, mental health
	HF	Behavioral health related services; medical procedures, substance abuse
T1017		Targeted Case Management
	HA	Targeted Case Management - child
	HK	Intensive Case Management
T1023	HE	Behavioral Health medical screening, mental health
	HF	Behavioral Health medical screening, substance abuse

Overview of ALERT Process

Reimbursement Policy

Alert: Florida Medicaid Edits

Reimbursement Policy – Claims Editing

This notice provides information about Florida Medicaid coverage limits and their associated claim edits. Reimbursement policies establish processes to ensure accurate and appropriate claim processing in accordance with industry standards. These processes serve to identify potentially inappropriate billing and/or utilization of services. Requests for medical records may be made for administrative review (not based or used for Medical Necessity). In those cases, record requests outline what is to be submitted; please provide requested records within defined time-frames. Optum provides education and support as a component of our process.

Coverage and Limitations

The Florida Agency for Health Care Administration (AHCA) has published policy that enrolled providers must comply with in order to obtain reimbursement. The claims edits for Florida Medicaid conform to the reimbursement policies as published in the Community Behavioral Health Services Coverage and Limitations Handbook published by ACHA and effective in March 2014. The edits identified from that publication will be updated in our systems as new publications and changes are made.

Overview of ALERT Process

Chapter 3 of the Handbook, “Reimbursement and Fee Schedule” including Appendix A “Procedure Codes and Fee Schedule” details the reimbursement and service limitations that pertain to the specific procedure codes, Healthcare Common Procedure Coding System (HCPCS) Level II codes.

The Handbook specifies reimbursement limitations by HCPCS code and modifier code, which include, but are not limited to:

- Duplicate services billed that will not be reimbursed on the same Date of Service to the same recipient
- Maximum daily limits for services for reimbursement for the same recipient
- Maximum monthly limits for services for reimbursement for the same recipient
- Maximum fiscal year (July 1 to June 30) limits for services for reimbursement for the same recipient
- Services which will not be reimbursed when billed on the same Date of Service at the same time as other billed services for the same recipient

For daily, monthly and fiscal year limits the impacted HCPCS codes include:

H0001	H0046	H2010	H2019	T1015
H0031	H0047	H2012	H2020	T1017
H0032	H2000	H2017	T1007	T1023

Even when a written authorization lists a range of CPT and/or HCPCS codes, payment for any specific code is subject to ongoing administrative review of benefit limits. For a full list of services that are separately reimbursable please see the Community Behavioral Health Services Coverage and Limitations Handbook March 2014. Claim submissions not in compliance with these rules will be denied.

Additional information can be obtained by reviewing the Handbook maintained by AHCA: Community Behavioral Health Services Coverage and Limitations Handbook March 2014: <http://www.flrules.org/Gateway/reference.asp?No=Ref-03749>

CPT Code Authorization Requirements for Prestige

Authorization is required for the below CPT Codes for Outpatient and Telemental Health Services. Please always call to verify.

90837	Psychotherapy, 60 min	Yes
96101	Psych Testing: per hour, Interpreting and preparing report	Yes
96102	Psych Testing (includes psychodiagnostic assessment of emotionality, intellectual abilities, personality and psychopathology, eg, MMPI and WAIS), with qualified health care professional interpretation and report, administered by technician, per hour of technician time, face to face.	Yes
96103	Psych Testing	Yes
96116	Neuro Behavioral Status Exam	Yes
96118	Neuropsychological Testing, per hour of Psychologist's or Physician time, both face to face time administering tests to the patient and time interpreting these test results and preparing the report.	Yes
96119	Neuropsychological Testing, with qualified health care professional interpretation and report, administered by technician, per hour of technician time, face-to-face.	Yes
96120	Neuropsychological testing administered by a computer, with qualified health care professional interpretation and report.	Yes
90870	Electroconvulsive therapy (includes necessary monitoring)	Yes

Services Requiring Authorization

Authorization Required

The following services require authorization. Additional facility based services may also require authorization. If the service you are requesting is not listed here, please call the number on the back of the member's ID card to verify benefits and authorization requirements.

For Prestige authorization requests, please call 855-371-3967.

- Inpatient Hospital
- Crisis Stabilization Unit
- Statewide Inpatient Psychiatric Program (SIPP)
- Substance Abuse Residential
- Psychological Testing using CPT Code
- Specialized Therapeutic Foster Care – Level I, Level II, Crisis Intervention
- Therapeutic Group Care Services

**Please be aware that Medicaid plans do not typically have out of network benefits (outside of any applicable continuity of care period) except for some emergency care.*

UBH Level of Care Guidelines



[Log In](#) | [First-time User](#) | [Global](#) | [Site Map](#)

[About Us](#) [Clinical Resources](#) [Admin Resources](#) [Tech Resources](#) [Training](#) [Our Network](#) [Contact Us](#)

[Home](#) > [Clinical Resources](#) > [Guidelines/Policies/Manuals](#)

Guidelines/Policies & Manuals

Guidelines/Policies

▶ [Best Practice Guidelines](#)

▶ [Coverage Determination Guidelines](#)

▶ [Credentialing Plans](#)

▼ [Level of Care Guidelines](#)

- [Optum Level of Care Guidelines](#)
- [Florida Medicaid Managed Medical Assistance](#)
 - [FL Clubhouse](#)
 - [FL Psychosocial Rehabilitation \(PSR\)](#)
 - [FL Statewide Inpatient Psychiatric Program Services \(SIPP\)](#)
 - [FL Specialized Therapeutic Foster Care Services](#)
 - [FL Targeted Case Management \(TCM\)](#)
 - [FL Therapeutic Behavioral Onsite Services](#)
 - [FL Therapeutic Group Care Services](#)



OVERVIEW OF CLAIM SUBMISSION GUIDELINES

Claim Submission Guidelines

- Optum follows claim submission guidelines as defined by the following organizations:
 - CMS (Centers for Medicare & Medicaid Services)
 - HIPAA (Health Insurance Portability and Accountability Act)
 - NUCC (National Uniform Claim Committee)
- Claims address: P.O. Box 30760, Salt Lake City, UT 84130
- UBH Electronic Payor ID is **87726**
- Providers may also submit their claims through www.providerexpress.com
- Claims must be submitted within 90 days of the date of service unless otherwise specified by contract.
- Clean claims are processed within contractual guidelines/requirements
- Clearinghouse Info: Provider can use vendor of choice
- **Claims Customer Service:** Please contact the number on the back of the member's ID card or on the Provider Remittance Advice

Claim Submission Guidelines

Provider hints to avoid denials:

- ✓ Obtain authorization if needed
- ✓ Make sure the provider on the claim form matches provider on the authorization and that services billed match authorization in system
- ✓ Rendering licensed clinician must be listed on claim form
- ✓ Rendering licensed clinician must be loaded in UBH claims payment system
- ✓ If you have not submitted claims to Optum previously or your credentialing application is in process, you **MUST** submit a copy of your W9 with your claims to ensure claims will be processed.

Claim Submission Guidelines

Provider hints to avoid denials:

- ✓ Make sure every NPI on the claim form matches an active Medicaid ID on the AHCA State Table

- ✓ To review the AHCA State Table:
 - Go to:
http://portal.flmmis.com/flpublic/Provider_ManagedCare/Provider_ManagedCare_Registration/tabid/77/desktopdefault/+/Default.aspx
 - Click on: Provider Master List spreadsheet
 - Search excel by NPI or Medicaid ID
 - Make certain that the NPI Crosswalk Effective dates and Medicaid Claims Eligibility dates are active
 - If State Table needs to be updated/corrected, please contact AHCA directly at: 1-800-289-7799

Corrected Claims

Submitting Corrected (or Void) Claims

- Regardless of the claim form (short or long), you do have the ability to submit a corrected or void claim request as well, when a previously-submitted claim had incorrect information on it.
- In the Service info section, the “Claim frequency” code is what is used to determine the type of claim you are filing. Provider Express defaults to ‘Original’ but you can change it to ‘Corrected’ or ‘Void’.

Service info

Related hospitalization dates From: To:

Diagnosis or nature of illness or injury * ^(?) 1. 2. 3. 4. 5. 6. [more than 6?](#)

Claim frequency ^(?)

Outside lab? Charges

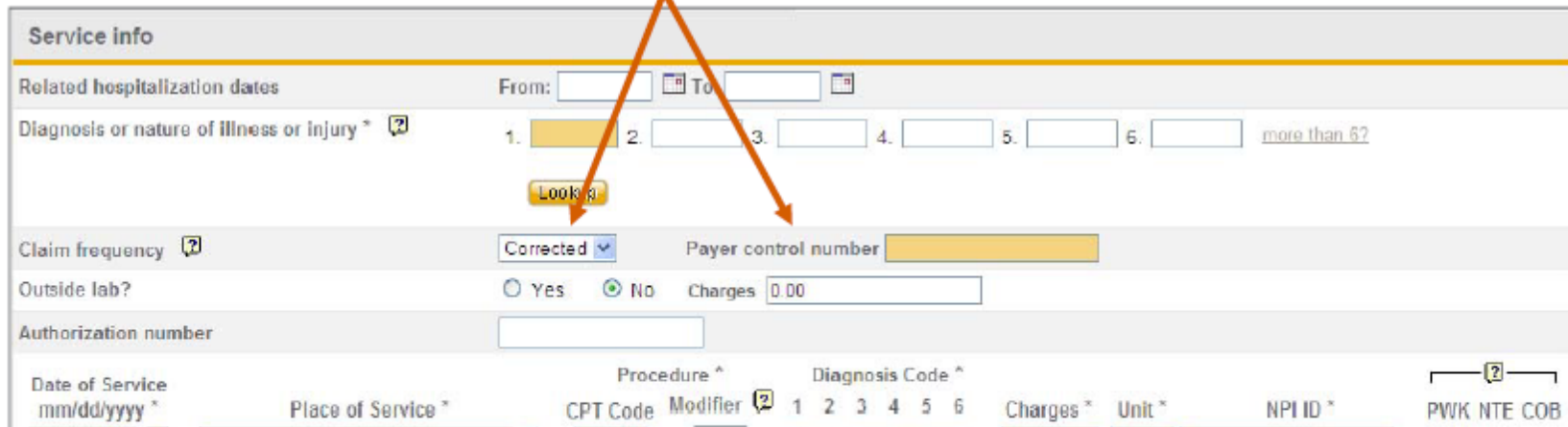
Authorization number

Date of Service mm/dd/yyyy *	Place of Service *	Procedure * CPT Code	Modifier ^(?)	Diagnosis Code * 1 2 3 4 5 6	Charges *	Unit *	NPI ID *	PWK NTE COB ^(?)
---------------------------------	--------------------	-------------------------	-------------------------	---------------------------------	-----------	--------	----------	----------------------------

Corrected Claims

Submitting Corrected (or Void) Claims

- As the help icon next to this section indicates:
 - **Claim frequency** - To submit a Corrected or Void claim, you will need to enter the Claim Number found on the claim record in Claim Inquiry. The claim number will also be reported on the paper remittance advice or electronic 835 file. You can not submit a Corrected or Void claim until a claim number has been assigned.



The screenshot shows a web-based form for submitting claims. The 'Service info' section includes fields for 'Related hospitalization dates', 'Diagnosis or nature of illness or injury' (with six numbered input boxes and a 'more than 6?' link), and a 'Look up' button. Below this is the 'Claim frequency' section, where a dropdown menu is set to 'Corrected' and the 'Payer control number' field is highlighted in yellow. An orange arrow points from the 'Look up' button to this field. Other fields include 'Outside lab?' (Yes/No radio buttons), 'Charges' (0.00), and 'Authorization number'. At the bottom, a table header lists various fields: 'Date of Service', 'Place of Service', 'Procedure' (CPT Code, Modifier), 'Diagnosis Code' (1-6), 'Charges', 'Unit', 'NPI ID', and 'PWK NTE COB'.

“Payer control number” = Claim number

Corrected Claims

Submitting Corrected Claim vs Claim Adjustment

Q: When should I submit a corrected claim via Claim Entry vs an adjustment via Claim Inquiry?

A: Use the following guidelines to help in your decision:

- If the issue with the claim was because of a problem in how it was originally filed by the provider/group that now needs to be corrected, **submit a corrected claim via Claim Entry** (see pg 25)

e.g. filing an incorrect procedure code; forgetting a modifier

- If the issue with the claim was because of an alleged problem in how Optum processed it, **submit an adjustment request via Claim Inquiry**

e.g. processing against member's deductible when it was already met; noting an auth was required when there is an auth on file

(please reference the Guided Tour video titled "[Claim Inquiry and Claim Adjustment Request](#)" for additional information)

Claims Customer Service/Centralized Appeal Line

Claims Customer Service:

*Please refer to the phone number on the ID card
or on the Provider Remittance Advice (PRA)*

Centralized Appeals Dedicated

Support Line:

866-556-8166

OPTUM INITIATIVES

Join Optum's *Express Access Network* and Optum will direct more referrals your way.



Want to increase your practice volume and generate more revenue? Sure you do. And Optum wants to help. We've created an innovative new provider subnetwork we call *Express Access Network*.

When you sign a contract addendum promising to offer Optum Members a routine appointment within 5 business days of a request, we will direct more referrals your way.

We do that by placing a stopwatch icon next to your name on our online provider directory, liveandworkwell.com. This stopwatch icon indicates to members and care advocates that you have promised to see members faster than other clinicians. We may also alert our key Optum customers in your area of your participation in the *Express Access Network*.

For more information or to receive a contract addendum, please contact your local Optum Network Manager or visit www.ProviderExpress.com .

Express Access Network

Become part of
Optum's *Express
Access Network* and
start getting more
referrals today.

Telemental Health

The screenshot shows the Optum Provider Express website. At the top right, there are links for "Log In", "First-time User", "Global", and "Site Map". The main header includes the Optum logo and "Provider Express" text. A search bar is located on the right side of the header. Below the header is a navigation menu with links for "Home", "About Us", "Clinical Resources", "Admin Resources", "Video Channel", "Training", "Our Network", and "Contact Us". The breadcrumb trail reads "Home > Clinical Resources > Become a Telemental Health Provider". The main heading is "Become an Optum Telemental Health Provider". On the left, there are three buttons: "COMPLETE ATTESTATION HERE", "TELEMENTAL HEALTH RESOURCES", and "ATA ONLINE TRAINING COURSE". On the right, there is a section titled "What to know when offering Telemental Health Services" with two paragraphs of text. At the bottom left, there is a video player thumbnail with the Optum logo and the text "Telemental Health".

Log In | First-time User | Global | Site Map

OPTUM[®] Provider Express

Search Search

Home About Us Clinical Resources Admin Resources Video Channel Training Our Network Contact Us

Home > Clinical Resources > Become a Telemental Health Provider

Become an Optum Telemental Health Provider

▶ COMPLETE ATTESTATION HERE

▶ TELEMENTAL HEALTH RESOURCES

▶ ATA ONLINE TRAINING COURSE

What to know when offering Telemental Health Services

Telemental Health has been shown to successfully impact issues of access, quality, engagement, coordination of care, and cost effectiveness. Along with other aspects of telemedicine, Telemental Health is predicted to grow rapidly over the next few years with more customers and health care consumers requesting the technology. To ensure best practices, major clinical associations such as the American Psychological Association (APA) and American Telemedicine Association (ATA) have developed and released best practices and guidelines.

Telemental Health can be delivered in a variety of settings and can include both initial evaluations and ongoing treatment, as well as psychotherapies and medication management. Patient acuity can range from routine to emergent.

OPTUM[®] Telemental Health

ACHIEVEMENTS IN CLINICAL EXCELLENCE

- Raises the bar on provider performance with new cost and quality measures, and additional tier levels
- Creates transparency which helps providers improve results (dedicated Optum team conducts regular review meetings to discuss improvement plans)
- Offers transparency to members to guide provider selections
- Includes technology to support providers' achievement
- Integrated incentive model that rewards top providers



PROVIDER RESOURCES

Resources Available on www.providerexpress.com

Site: www.providerexpress.com	Key Materials and Information
<p>Clinical Information https://www.providerexpress.com/content/ope-provexpr/us/en/clinical-resources.html</p>	<ul style="list-style-type: none"> • Guidelines/Policies & Manuals • Optum Network Manual • Level of Care Guidelines • Best Practice Guidelines • Coverage Determination Guidelines • Credentialing Plans • Psychological Testing Guidelines • Newsletters • Forms • Recovery and Resiliency Toolkit
<p>Administrative Resources https://www.providerexpress.com/content/ope-provexpr/us/en/admin-resources.html</p>	<ul style="list-style-type: none"> • ALERT Program • Claim Tips • Electronic/EDI information • Forms (administrative) *Add/Change Form • Fraud, Waste and Abuse Information
<p>Technical Resources https://www.providerexpress.com/content/ope-provexpr/us/en/admin-resources/technical-resources.html</p>	<ul style="list-style-type: none"> • Web Browser Requirements • Encryption Information

Resources Available on www.providerexpress.com

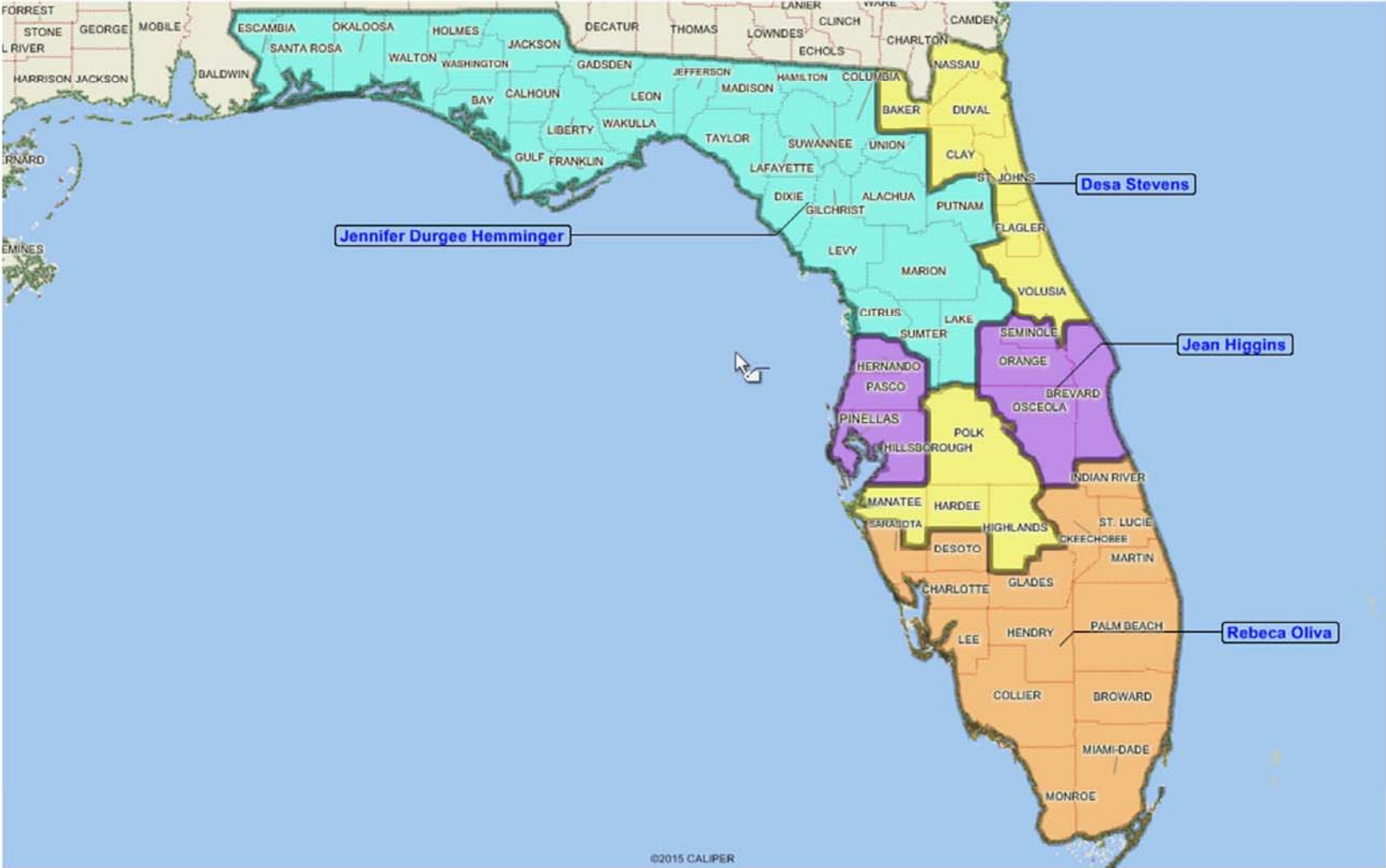
Site: www.providerexpress.com	Key Materials and Information
<p>Trainings</p> <p>https://www.providerexpress.com/content/ope-provexpr/us/en/training.html</p>	<ul style="list-style-type: none"> • Webinars/Training Resources • Guided Tours <ul style="list-style-type: none"> • ALERT • Auth Inquiry/Request • Claim Entry • Claim Inquiry and Adjustment • Eligibility and Benefits • My Provider Express • My Practice Information • Overview of Filing COB and Corrected Claims • Message Center
<p>Our Network</p> <p>https://www.providerexpress.com/content/ope-provexpr/us/en/our-network.html</p>	<ul style="list-style-type: none"> • Link to Live and Work Well – Provider Directory • Join our Network page • Welcome to the Network page • Health Plan Partners information
<p>Contact Us</p> <p>https://www.providerexpress.com/content/ope-provexpr/us/en/contact-us.html</p>	<ul style="list-style-type: none"> • Contact Information for: <ul style="list-style-type: none"> • Claims (Claim Issues, EDI, electronic payments and statements, appeals and provider dispute resolution) • Network Management (Join Network, Provider Record Maintenance, Network Management Contact Information) • Website (Technical Support)

Accessing a Copy of Today's Presentation

- providerexpress.com > 1 Our Network > 2 Welcome to the Network > 3 Florida (FL) > 4 Government Programs Information

The screenshot shows the Optum Provider Express website interface. At the top left is the logo and 'OPTUM™ Provider Express'. A navigation menu includes 'About Us', 'Clinical Resources', 'Admin Resources', 'Tech Resources', 'Training', 'Our Network', and 'Contact Us'. A callout box labeled '1' points to the 'Our Network' menu item. A secondary navigation bar shows 'Home > Our Network'. A callout box labeled '2' points to the 'Welcome to the Network' link in a list on the 'Our Network' page. Below this, a callout box labeled '3' points to the 'Florida (FL)' link in a list of states. Finally, a callout box labeled '4' points to the 'Government Programs Information' link on the 'Welcome to the Optum Network – Florida' page. The main content area on the left is titled 'Florida Government Programs Information' and lists various categories like Training, Pharmacy, Clinical Criteria, Recruitment, etc. The footer of the page includes 'Optum Prestige Training' with a PDF icon.

Optum – FL Network Manager – Territory Assignments



Provider Relations Resources

**Call Provider Service line at 877-614-0484 or
Call or Email the Network Manager for your Area/Region**

Amy S. Rice, Director Behavioral
Network Services, SE Region

amy.rice@optum.com

813-877-6829

Jennifer Durgee-Hemminger
Network Manager (North FL)

jennifer.durguee-hemminger@optum.com

612-632-5350

Jean Higgins, Senior Network
Manager (Central FL)

jean.higgins@optum.com

770-200-6725

Rebeca Oliva Arzola, Senior
Network Manager (South FL)

rebeca.oliva@optum.com

612-632-5668

Desa Stevens, Network Manager/
(training)

desa.stevens@optum.com

763-361-7563

Jean Higgins, Senior Network Mgr.
(Region 4 and 6)



Questions





Thank you